



SPECIFICATION

High Efficiency Series COB LED Strip



Model No.: UTFS-HECOB480-2410G

UT FS HE COB 480 24 10 G

Unitop	Flexible Strips	Product Series	LED Type	LED Qty/M	Voltage	PCB Width	Color
		High Efficiency Series	COB LEDs	480 LEDs	DC24V	10mm PCB	Green

5M COB LED Strip-High Efficiency Series

480pcs chips/M, Green, DC24V, Constant Voltage, IP20, 10mm Width PCB.



Product Features:

- Big beam angle, no dark area, flexible line source with good heat dissipation.
- High efficiency.
- Cutting length: 50mm.
- Inverted COB gold-free technology
- Ra>90, cuttable and re-connectable.
- IP Rate: IP20, IP65, IP66, IP67.
- CE/ROHS certification.
- Warranty: 3 Years



Applications:

Widely used in hotels, shopping malls, furniture, cabinets, and shelves as decoration and direct or indirect lighting.



Installation:

3M Adhesive tape, mounting clips, aluminum profiles.



Unitop (China) Co., Limited
E-mail: tom@unitopledstrip.com

Website: <https://www.unitopledstrip.com>
Mobile: +86-19896260511

5M COB LED Strip-High Efficiency Series

480pcs chips/M, Green, DC24V, Constant Voltage, IP20, 10mm Width PCB.



Optical & Electrical:

Unitop Model No.	Color	Wave Length	CRI	View Angle	Lumen LM/M	Efficacy LM/W	Working Voltage	Current (mA/M)	Power
UTFS- HECOB480- 2410G	Green	520- 530nm	n/a	180°	1470	122.5	24VDC	500	12W/M



Other Features:

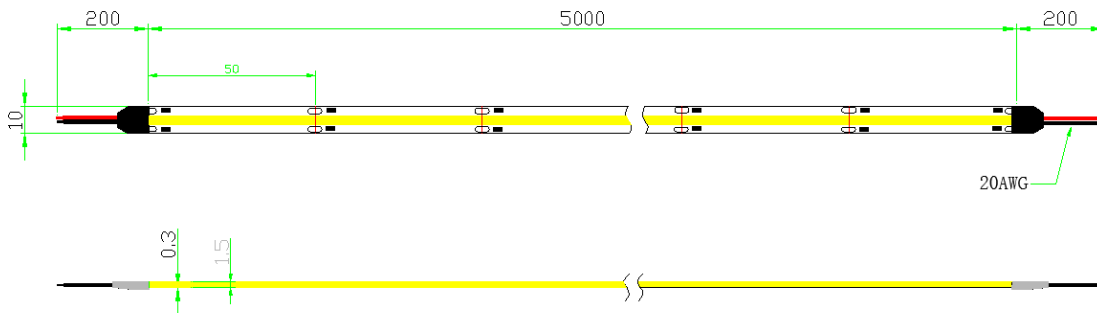
Unitop Model No.	IP Rate	Working Environment	Storage Environment	Length	Max Connection	LED Qty (Pcs/M)	N.W/Roll
UTFS-HECOB480- 2410G	IP20	-25~+45℃	-30~+80℃	5m	5m	480	100g

5M COB LED Strip-High Efficiency Series

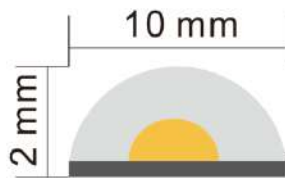
480pcs chips/M, Green, DC24V, Constant Voltage, IP20, 10mm Width PCB.



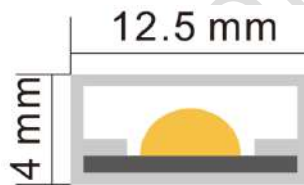
Dimension:



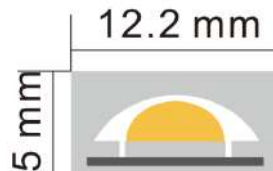
Other IP Options:



IP65 Silicone Glue



IP66 Silicone Tube



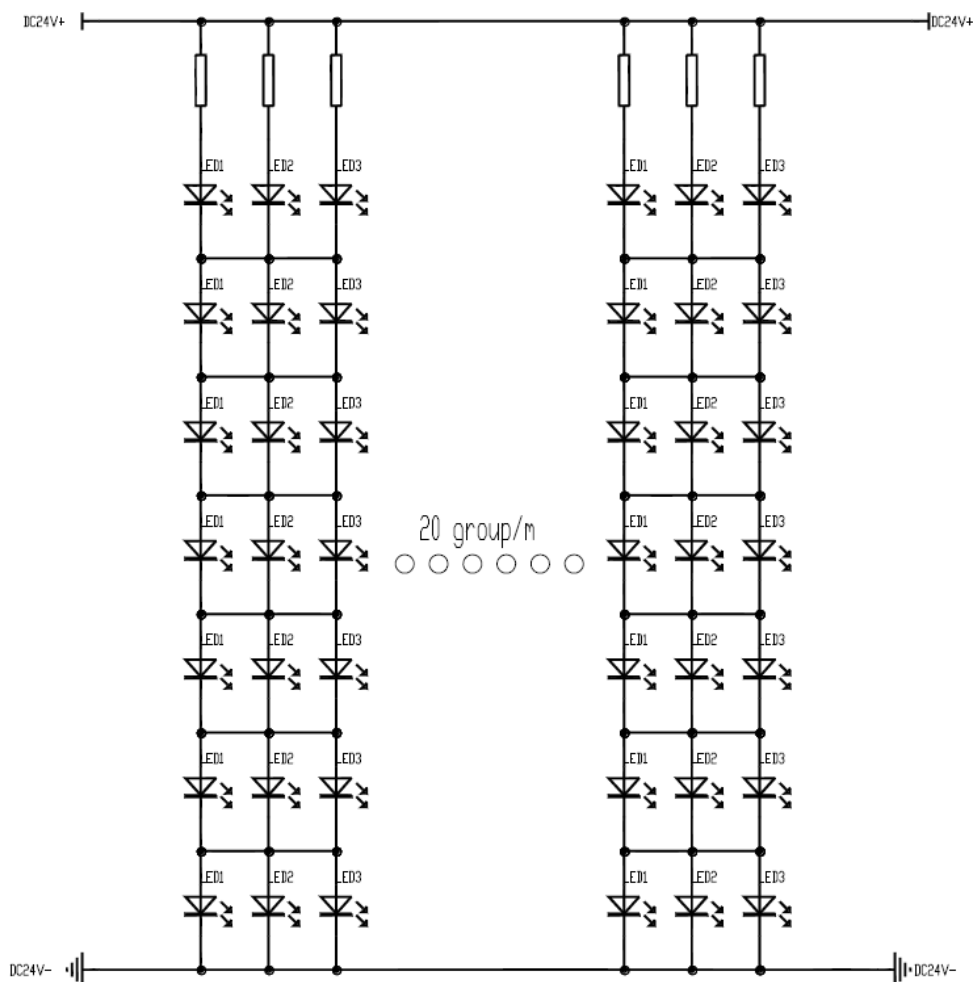
IP67 Extrusion Molding

5M COB LED Strip-High Efficiency Series

480pcs chips/M, Green, DC24V, Constant Voltage, IP20, 10mm Width PCB.



Electrical Principle

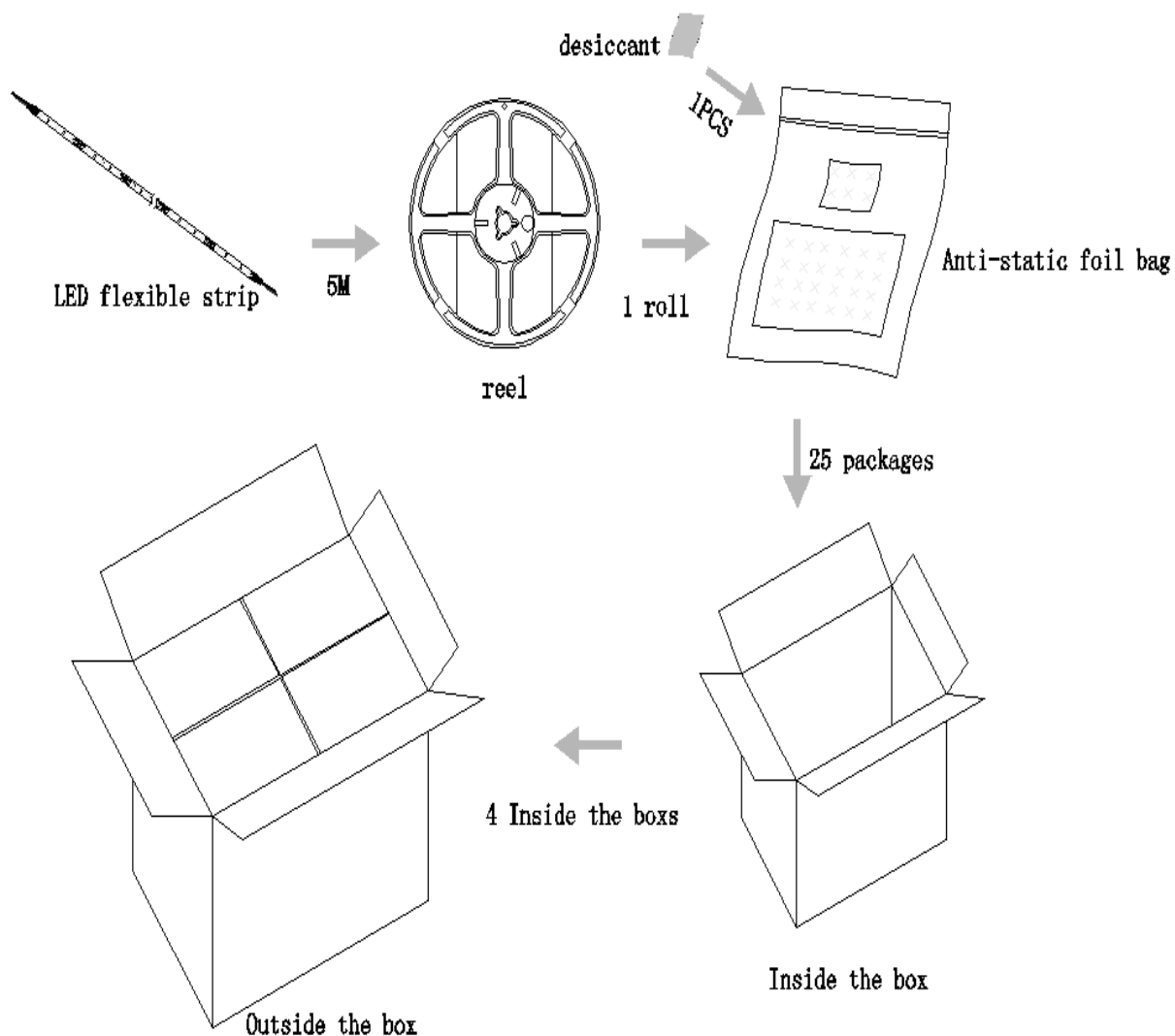


5M COB LED Strip-High Efficiency Series

480pcs chips/M, Green, DC24V, Constant Voltage, IP20, 10mm Width PCB.



Packing Information:



Inner Box:

Qty: 25reels totally 125m strips. G.W.: 2.765kgs. Size: L303*W230*H260mm

Outer Carton:

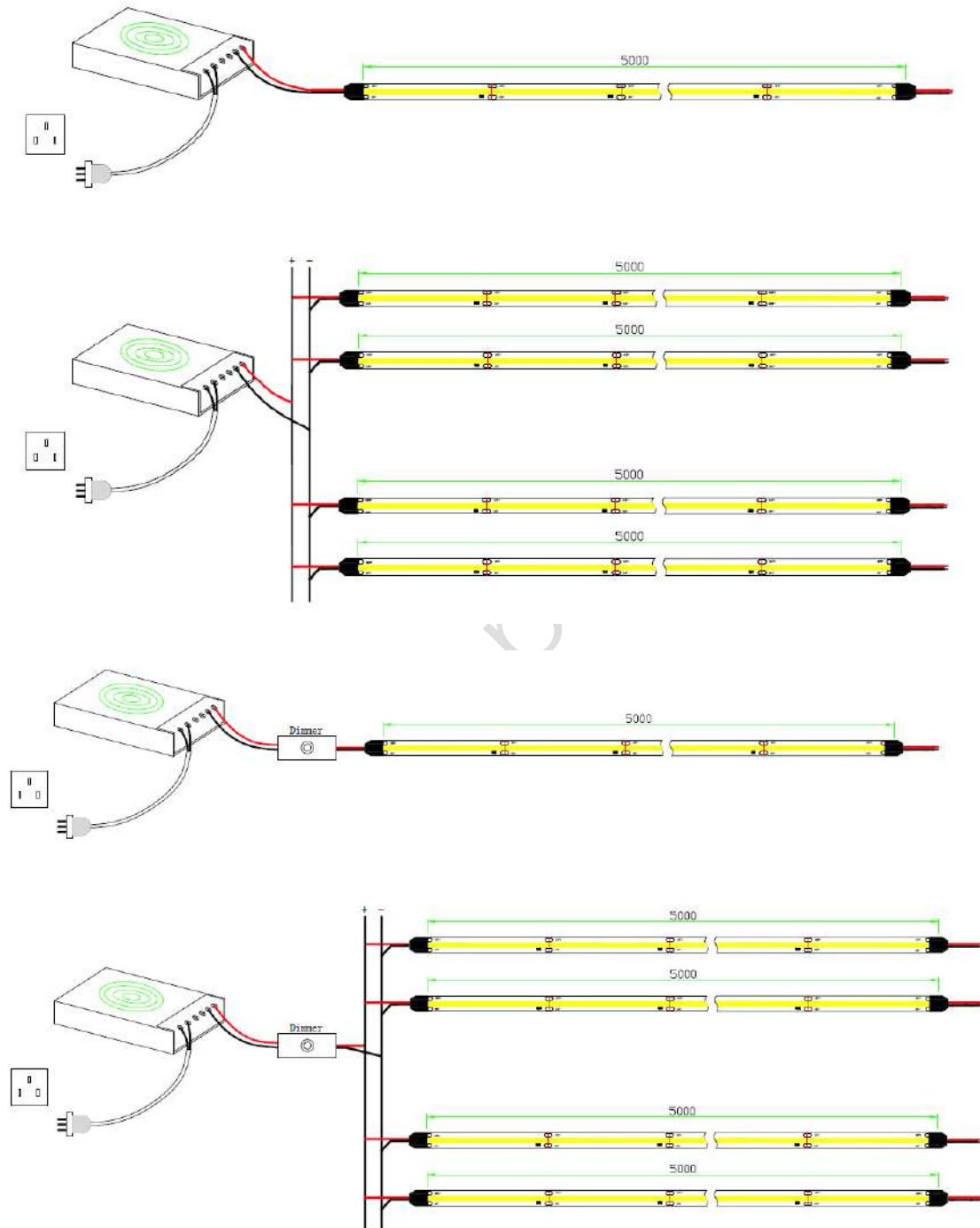
Qty: 4 inner boxes totally 500m strips. G.W.: 12.26kgs. Size: L620*W472*H280mm

5M COB LED Strip-High Efficiency Series

480pcs chips/M, Green, DC24V, Constant Voltage, IP20, 10mm Width PCB.



Schematic:



5M COB LED Strip-High Efficiency Series

480pcs chips/M, Green, DC24V, Constant Voltage, IP20, 10mm Width PCB.


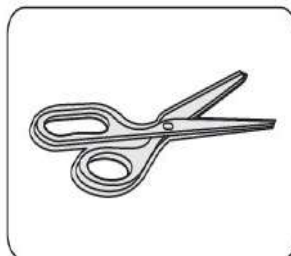


Installation Procedure:

LED Strip



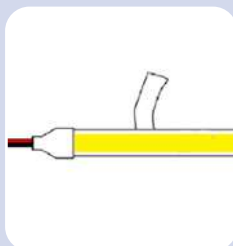
Scissor



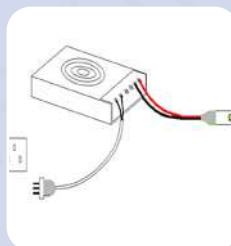
Clean the installation surface.



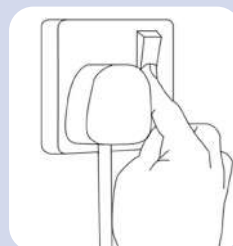
Measure the length you need to install, cut at the nearest cutting mark. For the remaining strip, weld at the next scissor mark to connect with other connection wire.



Do not pull the whole strip from the back release paper at one time. Do not hard press the LEDs.



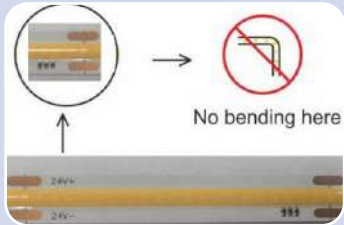
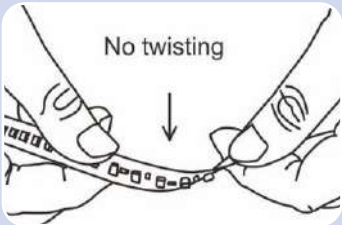
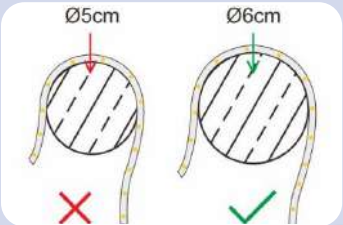
Connect strip wire to the driver output side (Positive to positive, negative to negative.)
Connect the driver plug to wall socket.



Switch on and enjoy.

5M COB LED Strip-High Efficiency Series

480pcs chips/M, Green, DC24V, Constant Voltage, IP20, 10mm Width PCB.

		
No Bending on points of the LEDs	No twisting too much the COB LED strips	No winding on rod with diameter less than 6cm

5M COB LED Strip-High Efficiency Series

480pcs chips/M, Green, DC24V, Constant Voltage, IP20, 10mm Width PCB.



Common Problems and Solutions:

Problem	Possible Reasons	Solutions
Whole COB strips do not light on	Not connected to LED driver.	Connect to suitable LED driver and power on.
	LED driver switched off due to self-protection while open circuit or short circuit.	Trouble shoot and fix or change the LED driver.
	Wrong connection between strips and driver.	Make sure to connect positive to positive, negative to negative.
Partial COB strips do not light on	Some LED drivers failed.	Troubleshoot LED driver and fix.
	Partial wire connection wrong. Some strips are connected with wrong polarity.	Make sure to connect positive to positive, negative to negative.
Inconsistent or not enough brightness	Wrong LED driver with not enough power.	Calculate the strip length and choose suitable wattage LED driver.
	Too much circuit loss on LED driver, or big loss difference between each circuit.	1. Make sure strip's working voltage is within +5% of the rated voltage. 2. Shorten connection wires or change to thicker wires. 3. Make sure the strip length less than the maximum allowed connection length. Keep similar length for all series strips.
	Too many series connection for LED strips	Adjust the connected LED strip length and qty, make sure each circuit is within the maximum connection requirements
LEDs flash	Poor soldering connection point.	Check and connection and fix them.
	LED driver breaks down	Find the faulty driver and change.

5M COB LED Strip-High Efficiency Series

480pcs chips/M, Green, DC24V, Constant Voltage, IP20, 10mm Width PCB.



Statements:

- Suggested the installation of COB LED strips to be made by the manufacturer, agent, or other qualified people.
- Please study the above specification before installation.
- The above data is based on our standard product. Please subject to your actual product data if there is a slight difference.
- The above schematic diagrams are from our standard product. Please subject to your existing product if there is a slight difference.
- The LED driver wattage must be at least 1.2 times the overall wattage of the LED strips used for the power supply.
- For safety, do not connect the strips directly to the AC.
- Any acidic or alkaline substance is forbidden.
- No prior notice in case this product or specification is updated.
- Unitop reserves the final right of explanation of the above specification.