


# PRODUCT DATA SHEET



Multi-Color

RGB+W 5050/2835 192LEDs/m 24W/m



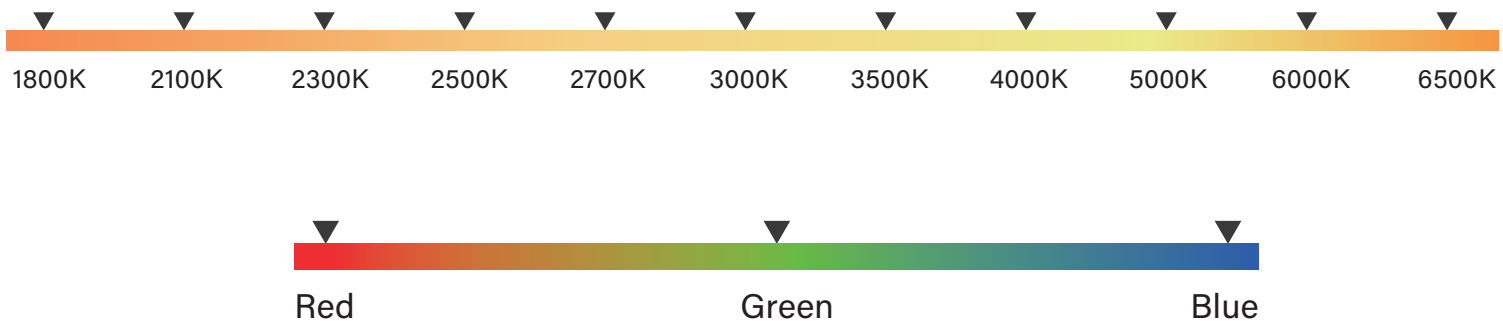
UTFS-MC9192-2412RGB+W



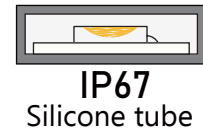
## Product Features

1. ▶ 5050 3in1 RGB and 2835 W/NW/CW combine together
2. ▶ Up to 96LEDs on single line, high power and high brightness
3. ▶ Compatible with most of controllers in the markets
4. ▶ 24Vdc input, less heat and voltage drop then 12Vdc

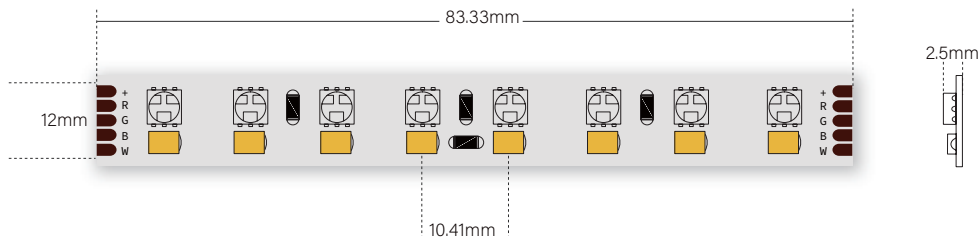
## CCT Option



## IP Rating Option



## Dimensions



### Note:

LED strip length tolerance is + -0.2%mm.  
 Width tolerance is + -0.2%mm.  
 Size of each section is 83.33mm.  
 DC 24V



## Diagram

### Dimension mm/inch

Length/Reel	Width	Height	Min. Cutting ✂
5000/196.85	12/0.4724	2.5/0.0984	Every 83.33mm/3.2807inch (16 LEDs)



## Data

Part Number	Working Voltage	Power (W/m)	Current (A/m)	LED Qty/m
UTFS-MC9192-2412RGB+W	24V	24W/m	1.001A/m	192

CCT (°K)	Luminous Efficiency	lumen/m
RGB+W2700K	77.16lm/W	1853lm/m
RGB+W3000K	77.16lm/W	1853lm/m
RGB+W4000K	79.21lm/W	1902lm/m
RGB+W6000K	79.21lm/W	1902lm/m


## Note:

The data base on IP20 non-waterproof.  
 The Lumen output value tolerance + -5% due to testing way.  
 The CCT will be + -100k tolerance.

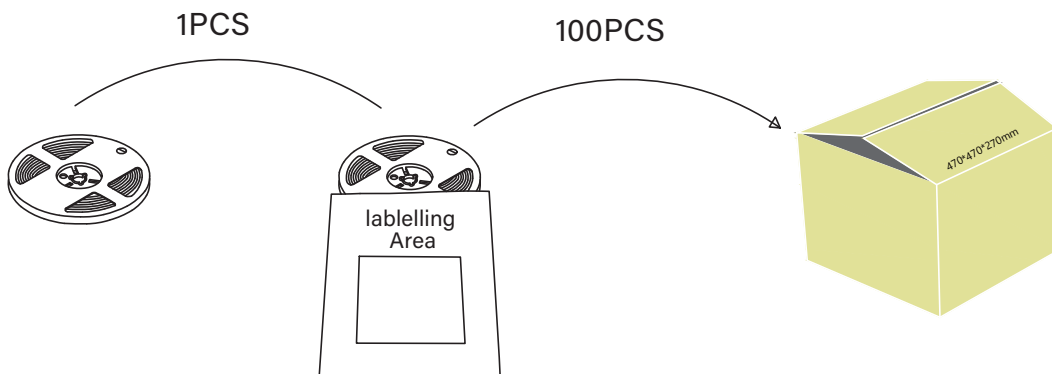
## Absolute Maximum Ratings

Parameter	Symbol	Value	Units
Thermal Measurement Point	Tc	80	
Operating Temperature	Topr	-20~+40	°C
Storage Temperature	Ts	-20~+80	
Number of FPC Connection			

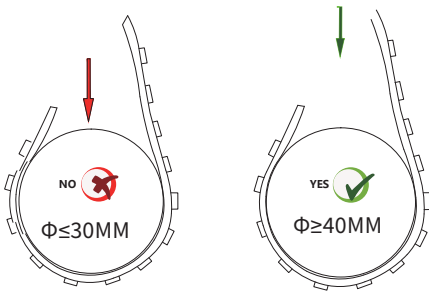
## Wiring Diagram Application



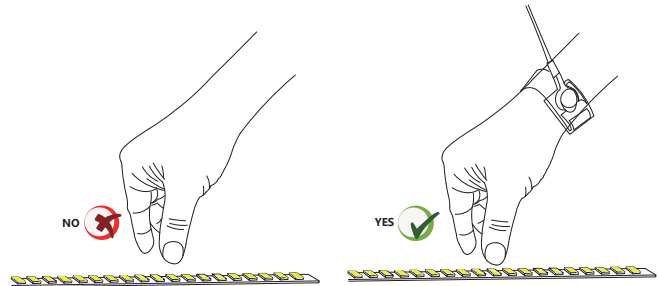
## Packaging



## ! Cautions



<50mm diameter of wrapped object prohibited



Pls wear the electrostatics ring for avoid ESD

## ✓ Safety & Disclosures

1. Do not install the led strip in environment where excessive heat may occur.
2. Do not extend beyond the recommended maximum run length.
3. Only use copper wiring. Use wires rated for at least 176°F(80°C) and certified for use with external connection of electrical equipment.
4. Do not install IP20 LED strip products in outdoor / wet location environments.
5. Excessive handling, bending, and pressure may damage the product, voiding the warranty.
6. Improper wire selection and installation could overheat wires, and cause fire.
7. Do not connect directly to high voltage or AC power.
8. Installation must be in accordance with local and national electrical code regulations.
9. To ensure safety and correct installation, our strips are intended to be installed by a qualified, licensed electrician.