


## PRODUCT DATA SHEET



Multi-Color

RGB 5050 80LEDs/m 10W/m



UTFS-MC6080-2410RGB



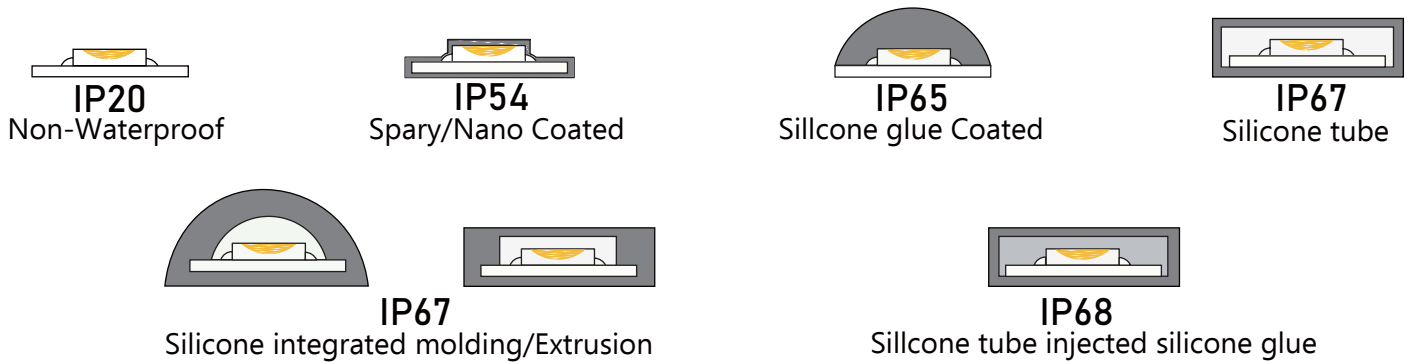
## Product Features

1. ➤ 5050 RGB LED as light source, stable and high brightness
2. ➤ Compatible with most of RGB controllers in the markets
3. ➤ 12V or 24V low voltage input for human safety
4. ➤ Ideal for office, residential, retail and industry lighting

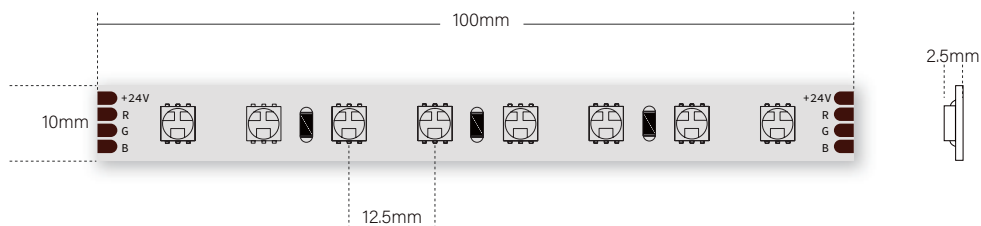
## Color



## IP Rating Option



## Dimensions



## Note:

LED strip length tolerance is + -0.2%mm.  
Width tolerance is + -0.2%mm.  
Size of each section is 100mm.  
DC 24V

## Diagram

### Dimensions mm/inch

Length/Reel	Width	Height	Min. Cutting ✂
5000/196.85	10/0.3937	2.5/0.0984	Every 100mm/3.937inch (8 LEDs)

## Data

Part Number	Working Voltage	Power (W/m)	Current (A/m)	LED Qty/m
UTFS-MC6080-2410RGB	12/24V	10W/m	0.3998A/m	80

CCT (°K)	Luminous Efficiency	lumen/m
RGB	42.77lm/W	410.4lm/m

## Note:

The data base on IP20 non-waterproof.  
The Lumen output value tolerance + -5% due to testing way.  
The CCT will be + -100k tolerance.




## Absolute Maximum Ratings

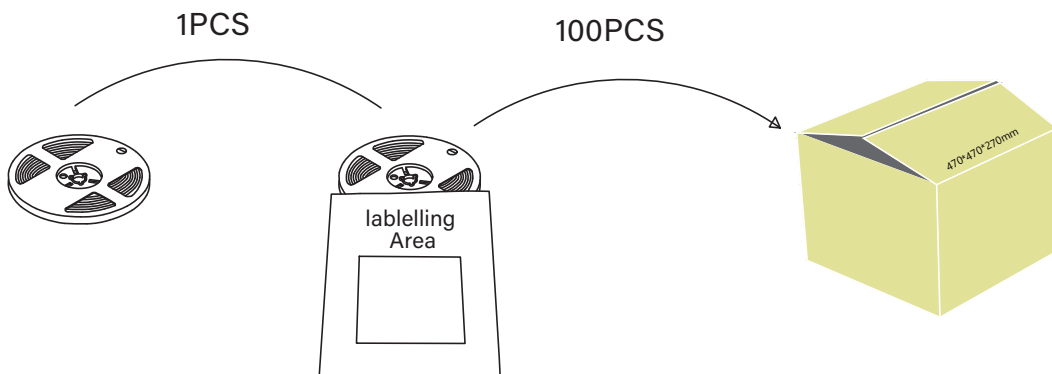
Parameter	Symbol	Value	Units
Thermal Measurement Point	T <sub>c</sub>	80	
Operating Temperature	T <sub>opr</sub>	-20~+40	°C
Storage Temperature	T <sub>s</sub>	-20~+80	
Number of FPC Connection			



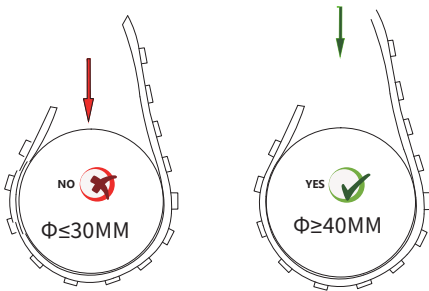
## Wiring Diagram Application



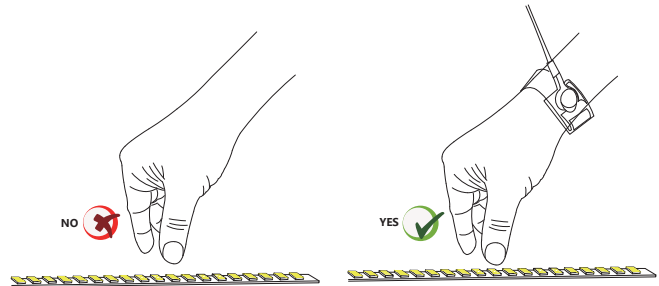
## Packaging



## ! Cautions



<50mm diameter of wrapped object prohibited



Pls wear the electrostatics ring for avoid ESD

## ✓ Safety & Disclosures

1. Do not install the led strip in environment where excessive heat may occur.
2. Do not extend beyond the recommended maximum run length.
3. Only use copper wiring. Use wires rated for at least 176°F(80°C) and certified for use with external connection of electrical equipment.
4. Do not install IP20 LED strip products in outdoor / wet location environments.
5. Excessive handling, bending, and pressure may damage the product, voiding the warranty.
6. Improper wire selection and installation could overheat wires, and cause fire.
7. Do not connect directly to high voltage or AC power.
8. Installation must be in accordance with local and national electrical code regulations.
9. To ensure safety and correct installation, our strips are intended to be installed by a qualified, licensed electrician.