

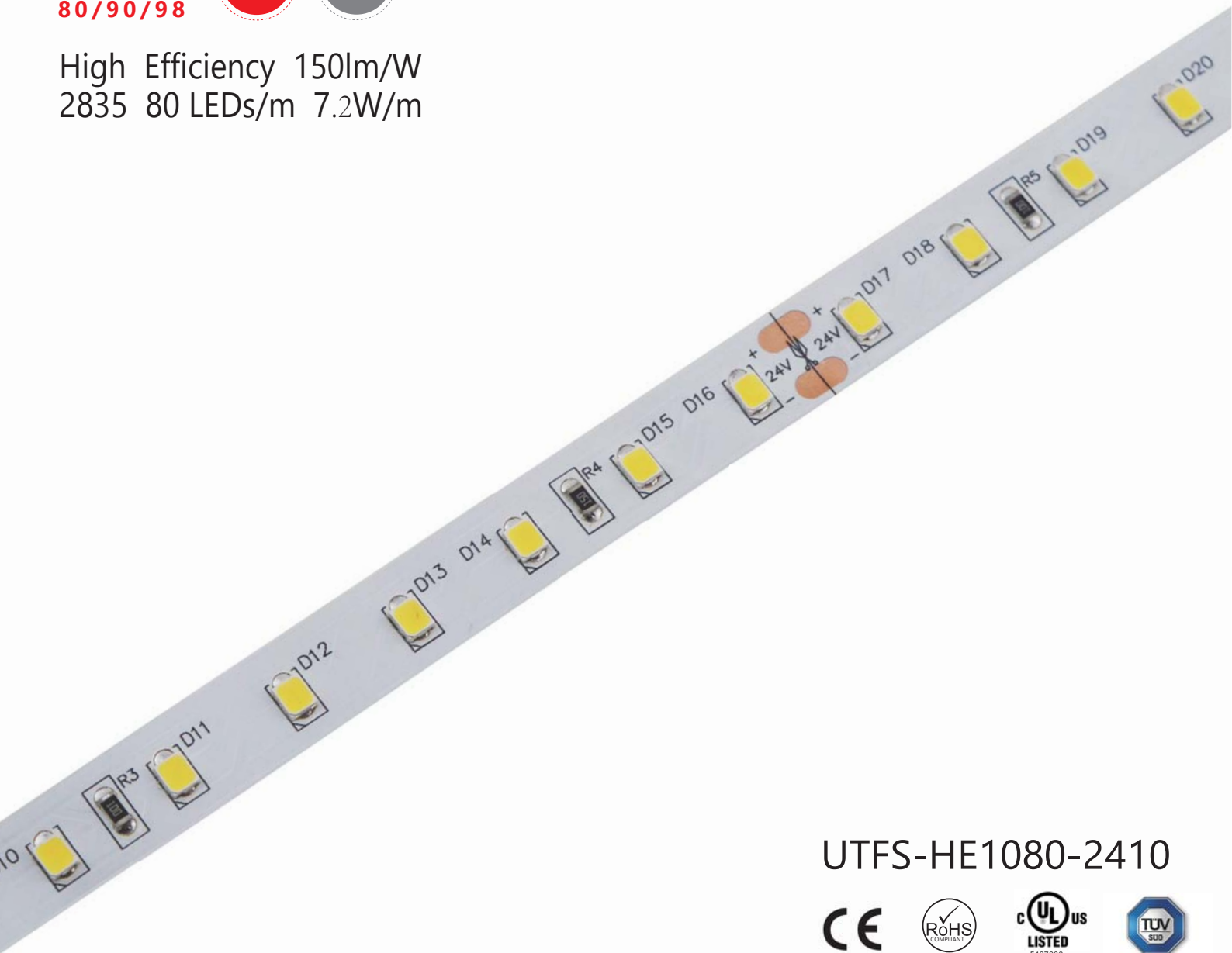
# PRODUCT DATA SHEET

**CRI** Available  
**80/90/98**

**High**  
Efficiency

**150**  
lm/W

High Efficiency 150lm/W  
2835 80 LEDs/m 7.2W/m



UTFS-HE1080-2410



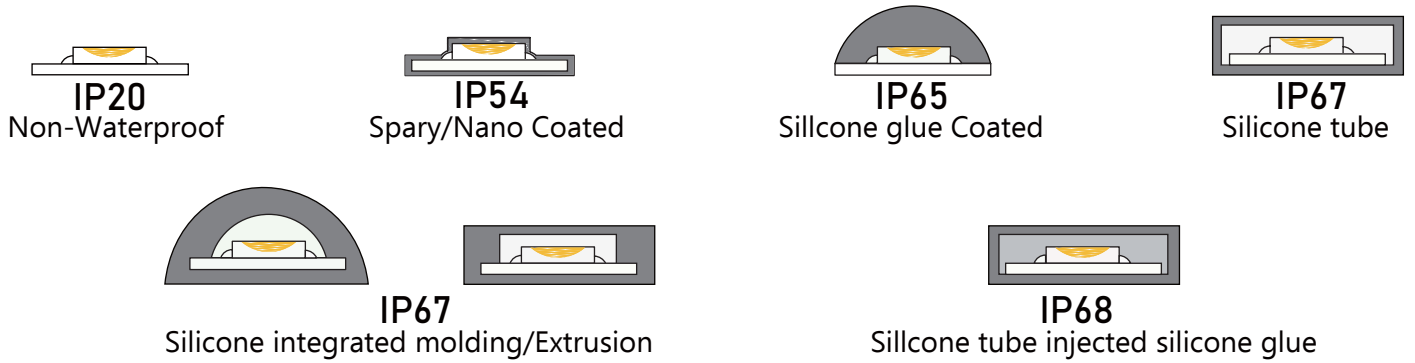
## Product Features

1. 8 LEDs in series per circuit section, available to achieve high light , efficacy output up to 150lm/W
2. Operate longer life and better for energy saving
3. Standard strip is CRI>80 and provide High CRI>90/98 option


## CCT Option



## IP Rating Option



## Dimensions



## Note:

LED strip length tolerance is + -0.2%mm.  
 Width tolerance is + -0.2%mm.  
 Size of each section is 100mm.  
 DC 24V



## Diagram

### Dimensions (mm)

Length/Reel	Width	Height	Min. Cutting ✂
5000	10	1.65	Every 100 mm (8 LEDs)



## Data

Part Number	Working Voltage	Power (W/m)	Current (A/m)	LED Qty/m	CRI
UTFS-HE1080-2410	24V	7.2W/m	0.5A/m	80	80+

CCT (°K)	Luminous Efficiency	lumen/m
2700K	145lm/W	1044lm/m
3000K	145lm/W	1044lm/m
4000K	152lm/W	1095lm/m
6000K	152lm/W	1095lm/m

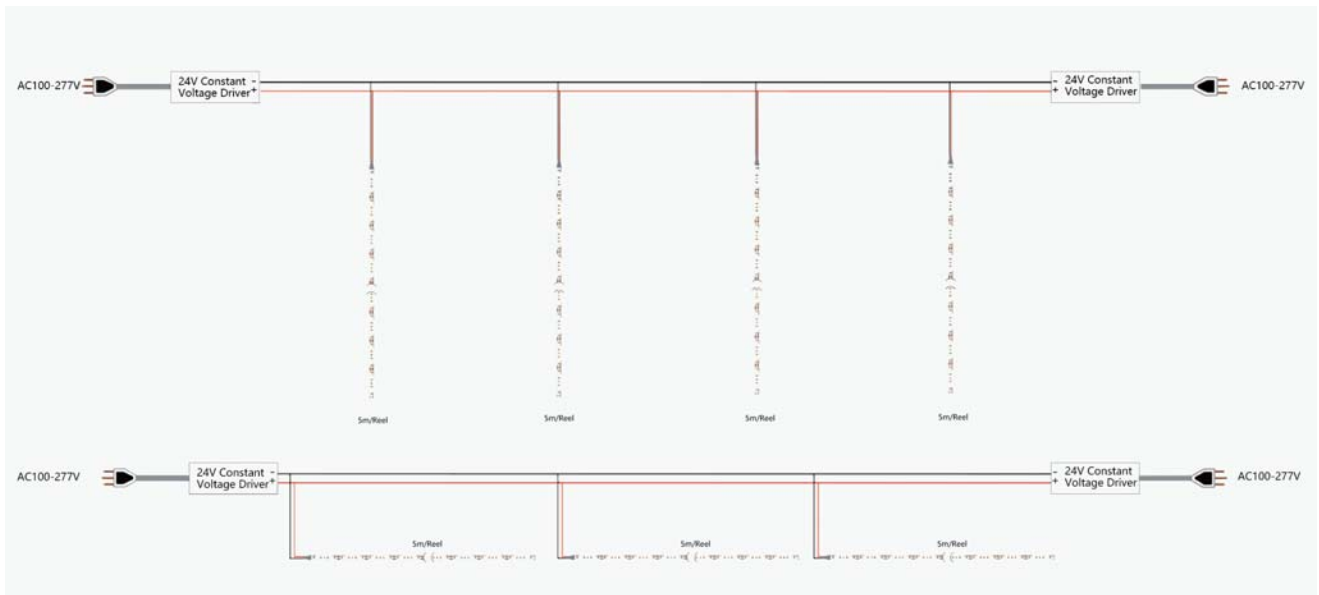
## Note:

The data base on IP20 non-waterproof.  
 The Lumen output value tolerance + -5% due to testing way.  
 The CCT will be + -100k tolerance.

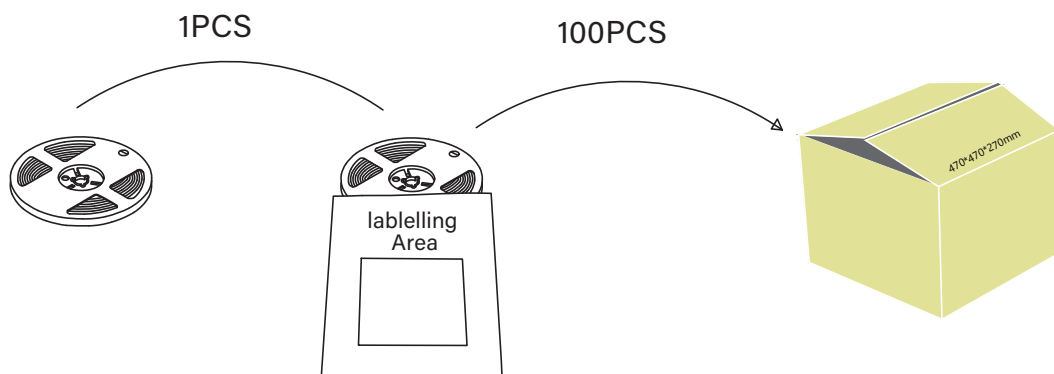
## Absolute Maximum Ratings

Parameter	Symbol	Value	Units
Thermal Measurement Point	Tc	80	
Operating Temperature	Topr	-20~+40	°C
Storage Temperature	Ts	-20~+80	
Number of FPC Connection			

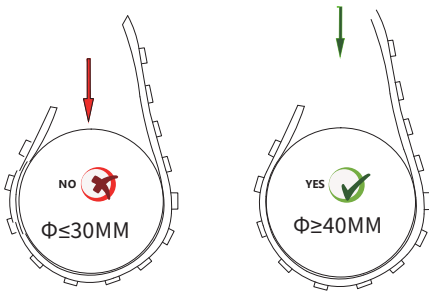
## Wiring Diagram Application



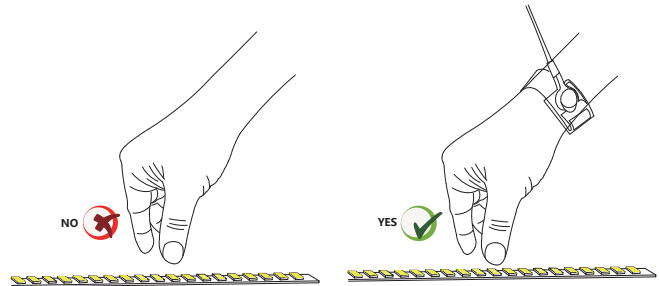
## Packaging



## Cautions



<50mm diameter of wrapped object prohibited



Pls wear the electrostatics ring for avoid ESD

## Safety & Disclosures

1. Do not install the led strip in environment where excessive heat may occur.
2. Do not extend beyond the recommended maximum run length.
3. Only use copper wiring. Use wires rated for at least 176°F(80°C) and certified for use with external connection of electrical equipment.
4. Do not install IP20 LED strip products in outdoor / wet location environments.
5. Excessive handling, bending, and pressure may damage the product, voiding the warranty.
6. Improper wire selection and installation could overheat wires, and cause fire.
7. Do not connect directly to high voltage or AC power.
8. Installation must be in accordance with local and national electrical code regulations.
9. To ensure safety and correct installation, our strips are intended to be installed by a qualified, licensed electrician.