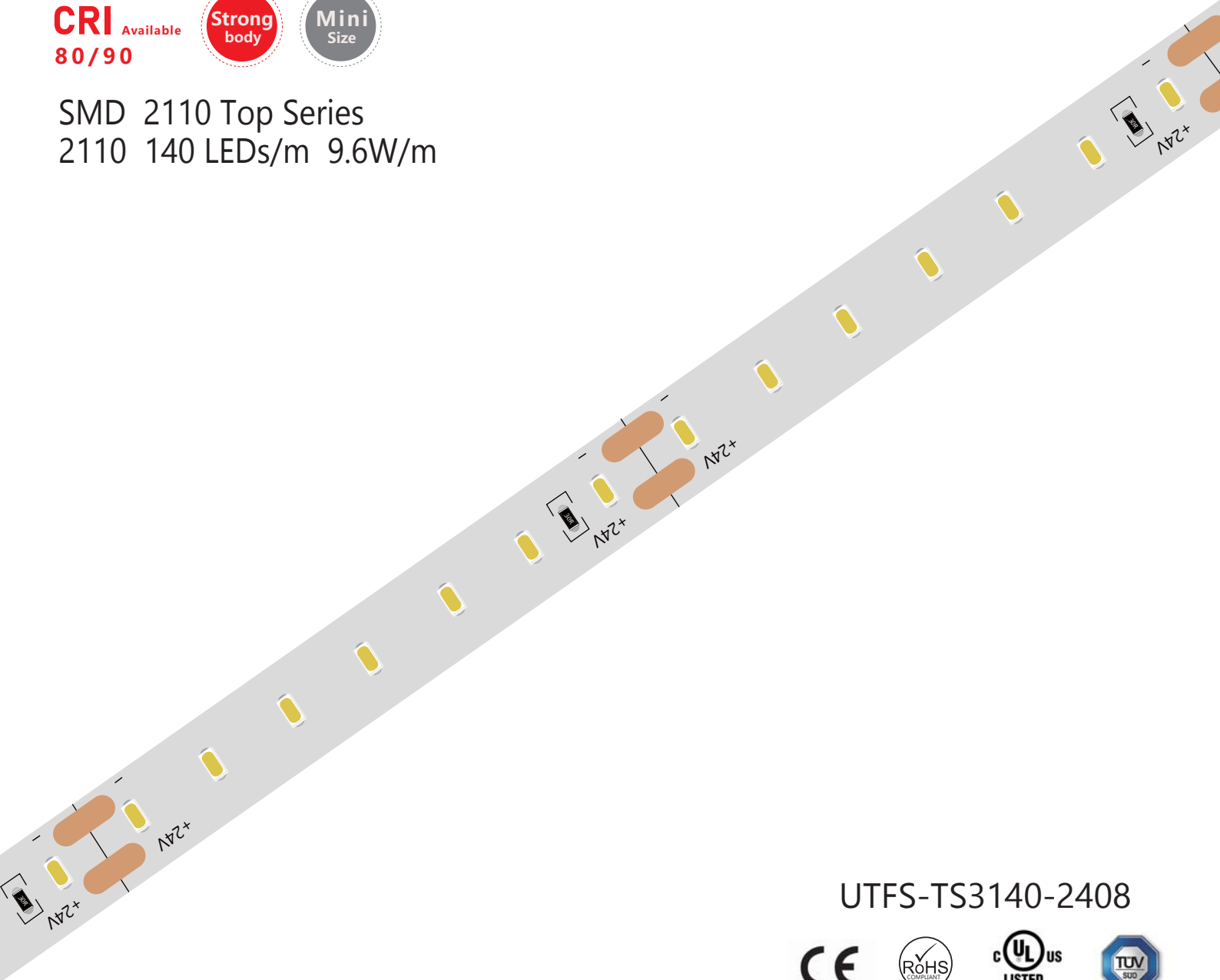


## PRODUCT DATA SHEET

**CRI** Available  
**80/90**



SMD 2110 Top Series  
2110 140 LEDs/m 9.6W/m



UTFS-TS3140-2408



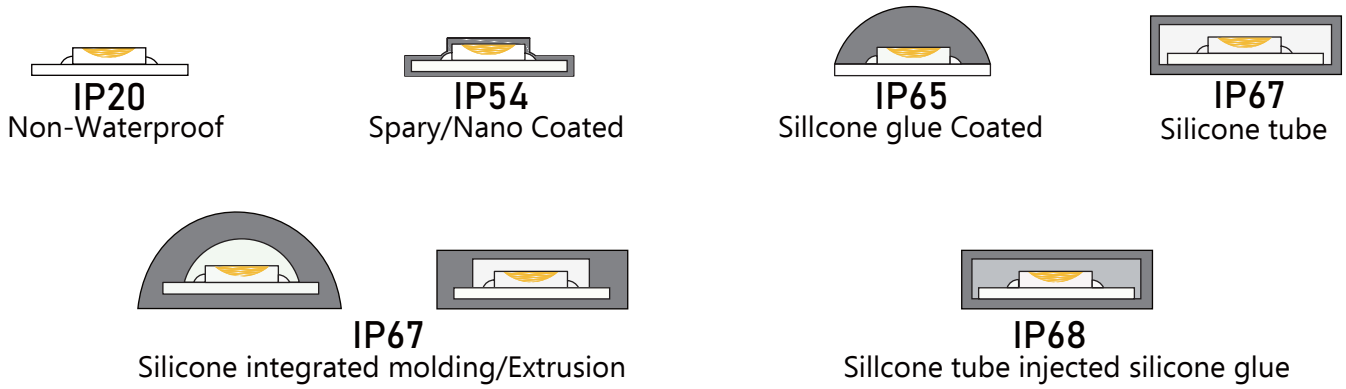
## Product Features

1. ➤ Source by high output 2110 Top Led with uniform illumination
2. ➤ High Brightness, Efficiency, Customized Wattage, Luminous Flux per M
3. ➤ CRI90+ and CRI98+ are available.
4. ➤ Mini Size of LED chip but strong body

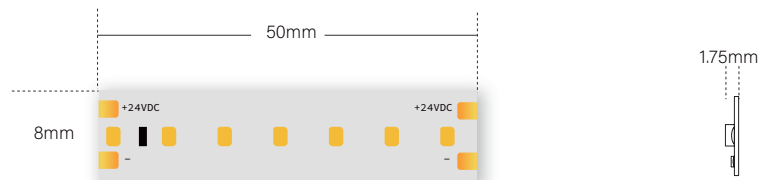
## CCT Option



## IP Rating Option



## Dimensions



## Note:

LED strip length tolerance is + -0.2%mm.  
Width tolerance is + -0.2%mm.  
Size of each section is 50mm.  
DC 24V

## Diagram

### Dimension (mm)

Length/Reel	Width	Height	Min. Cutting ✂
5000	8	1.75	Every 50 mm (7 LEDs)

## Data

Part Number	Working Voltage	Power (W/m)	Current (A/m)	LED Qty/m	CRI
UTFS-TS3140-2408	24V	9.6W/m	0.4A/m	140D	90+

CCT (°K)	Luminous Efficiency	lumen/m
2700K	86.21lm/W	889.7lm/m
3000K	86.21lm/W	889.7lm/m
4000K	90.75lm/W	936.5lm/m
6000K	90.75lm/W	936.5lm/m

## Note:

The data base on IP20 non-waterproof.  
The Lumen output value tolerance + -5% due to testing way.  
The CCT will be + -100k tolerance.




## Absolute Maximum Ratings

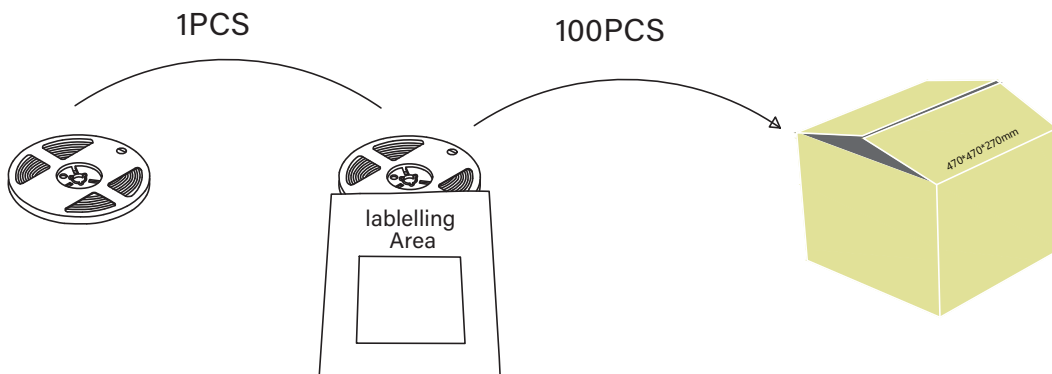
Parameter	Symbol	Value	Units
Thermal Measurement Point	T <sub>c</sub>	80	
Operating Temperature	T <sub>opr</sub>	-20~+40	°C
Storage Temperature	T <sub>s</sub>	-20~+80	
Number of FPC Connection			



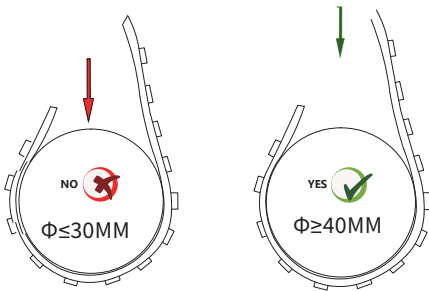
## Wiring Diagram Application



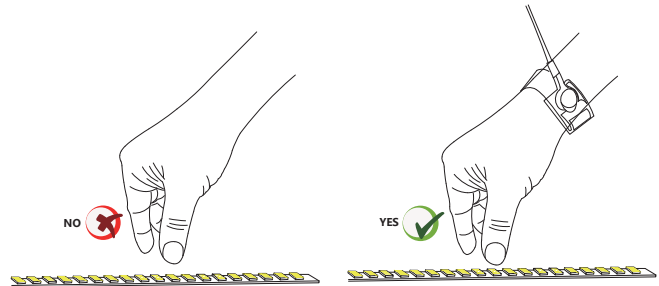
## Packaging



## Cautions



<50mm diameter of wrapped object prohibited



Pls wear the electrostatics ring for avoid ESD

## Safety & Disclosures

1. Do not install the led strip in environment where excessive heat may occur.
2. Do not extend beyond the recommended maximum run length.
3. Only use copper wiring. Use wires rated for at least 176°F(80°C) and certified for use with external connection of electrical equipment.
4. Do not install IP20 LED strip products in outdoor / wet location environments.
5. Excessive handling, bending, and pressure may damage the product, voiding the warranty.
6. Improper wire selection and installation could overheat wires, and cause fire.
7. Do not connect directly to high voltage or AC power.
8. Installation must be in accordance with local and national electrical code regulations.
9. To ensure safety and correct installation, our strips are intended to be installed by a qualified, licensed electrician.