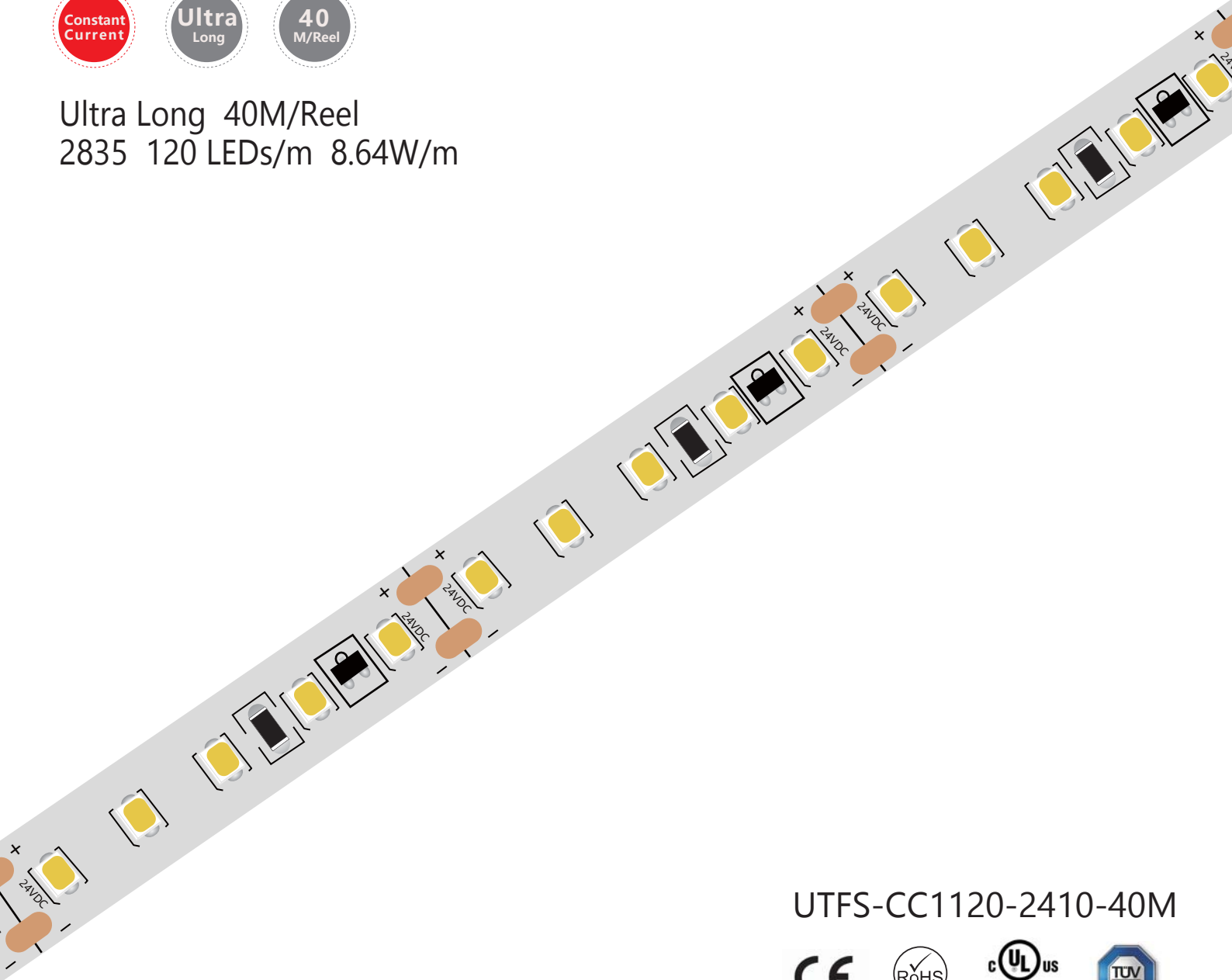


## PRODUCT DATA SHEET



Ultra Long 40M/Reel  
2835 120 LEDs/m 8.64W/m



UTFS-CC1120-2410-40M



## Product Features

1. 20m long strip drive by end
2. 40m long strip driven by two end power supply with same brightness from front to end.
3. Source by 2835 Top LEDS and IC for constant current control

## CCT Option



## IP Rating Option



**IP20**  
Non-Waterproof



**IP54**  
Spary/Nano Coated



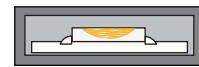
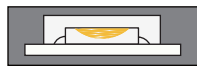
**IP65**  
Sillcone glue Coated



**IP67**  
Silicone tube




**IP67**  
Silicone integrated molding/Extrusion



**IP68**  
Sillcone tube injected silicone glue

## Dimensions



## Note:

LED strip length tolerance is + -0.2%mm.  
Width tolerance is + -0.2%mm.  
Size of each section is 41.66mm.  
DC 24V

## Diagram

### Dimension (mm)

Length/Reel	Width	Height	Min. Cutting ✂
5000	10	1.65	Every 41.66mm (5 LEDs)

## Data

Part Number	Working Voltage	Power (W/m)	Current (A/m)	LED Qty/m	CRI
UTFS-CC1120-2410-40M	24V	8.64W/m	0.38A/m	120	80+

CCT (°K)	Luminous Efficiency	lumen/m
2700K	90lm/W	803lm/m
3000K	90lm/W	803lm/m
4000K	96lm/W	878lm/m
6000K	96lm/W	878lm/m

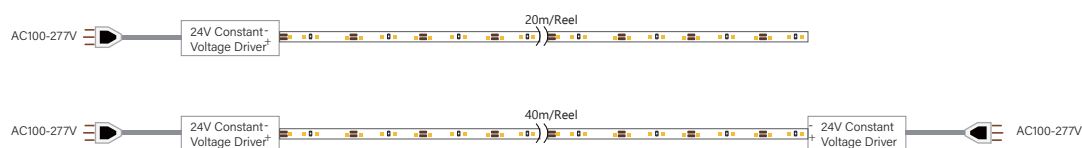
## Note:

The data base on IP20 non-waterproof.  
The Lumen output value tolerance + -5% due to testing way.  
The CCT will be + -100k tolerance.

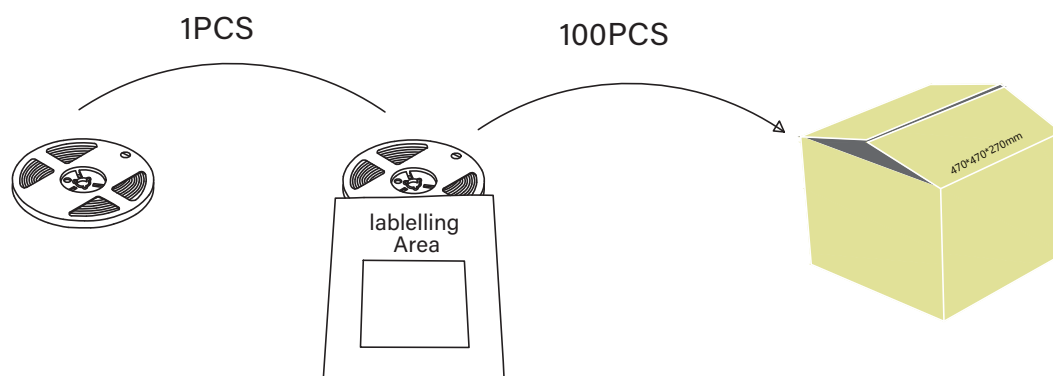
## Absolute Maximum Ratings

Parameter	Symbol	Value	Units
Thermal Measurement Point	T <sub>c</sub>	80	
Operating Temperature	T <sub>opr</sub>	-20~+40	°C
Storage Temperature	T <sub>s</sub>	-20~+80	
Number of FPC Connection			

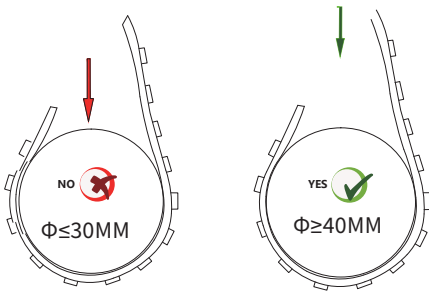
## Wiring Diagram Application



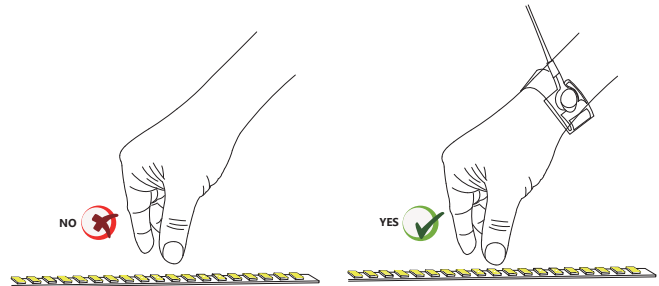
## Packaging



## ! Cautions



<50mm diameter of wrapped object prohibited



Pls wear the electrostatics ring for avoid ESD

## ✓ Safety & Disclosures

1. Do not install the led strip in environment where excessive heat may occur.
2. Do not extend beyond the recommended maximum run length.
3. Only use copper wiring. Use wires rated for at least 176°F(80°C) and certified for use with external connection of electrical equipment.
4. Do not install IP20 LED strip products in outdoor / wet location environments.
5. Excessive handling, bending, and pressure may damage the product, voiding the warranty.
6. Improper wire selection and installation could overheat wires, and cause fire.
7. Do not connect directly to high voltage or AC power.
8. Installation must be in accordance with local and national electrical code regulations.
9. To ensure safety and correct installation, our strips are intended to be installed by a qualified, licensed electrician.